

CONTROL CENTRE

CCP Alpha

Art.No. 907179

USER'S MANUAL



CONTENTS

1. DESCRIPTION	Page 2
2. DATA	Page 2
3. HANDLING	Page 3
4. ELECTRIC DIAGRAM	Page 6
5. CE Certificate	Annex 1

1. DESCRIPTION

The control centre CCP *Alpha* controls and monitors one electric motor powered lubrication pump.

One low level switch can be monitored.

FUNCTIONS

- Adjustable pause- and pump time.
- Continuously pumping
- Machine-interlocking control.
- Output for alarm signal (activated at low level of lubricant reservoir or triggered motor protection switch).

DEFINITIONS

Pause time Time from pump stop to pump start.

Pump time Time from pump start to pump stop.

2. DATA

Protection class	IP 65	
Dimensions	230x300x145 (WxHxD)	
Weight	4,5 kg.	
Supply voltage	3x220V 50-60 Hz	
Current	max 10A	
Outputs:	Pump	3x400 V 0,75A.
	Alarm	Potential-free contact max.250V AC, 30V DC Max 1A
Inputs:	24V DC	
Adjustment range	Pause time	1 – 32 767 minutes
	Pause time	1 – 32 767 minutes

3. HANDLING

TYPE OF RUNNING

With the switch in the front of the cabinet the type of running is chosen:


1 The pump is running continuously

0 The pump is stopped

Aut The pump is controlled by the setting for pump time and pause time.

SETTINGS

The time the lubrication shall continue, here called pump time and the time between the lubrications, here called pause time can be set.



To be able to change the setting, put the switch for type of running in the 0 position.

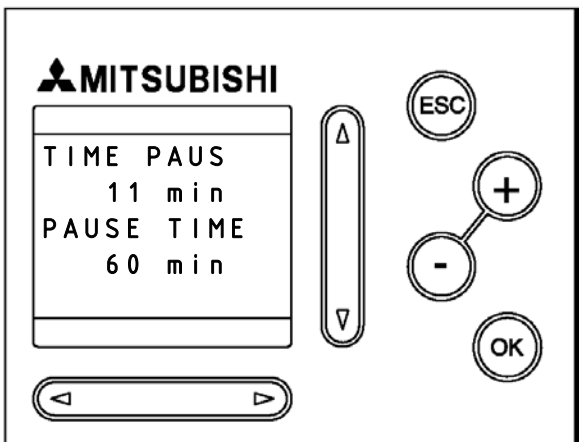
Place the cursor at the setting to be changed with the up/down arrow.

Change setting by pressing + or -.

Confirm the new setting by pressing OK.

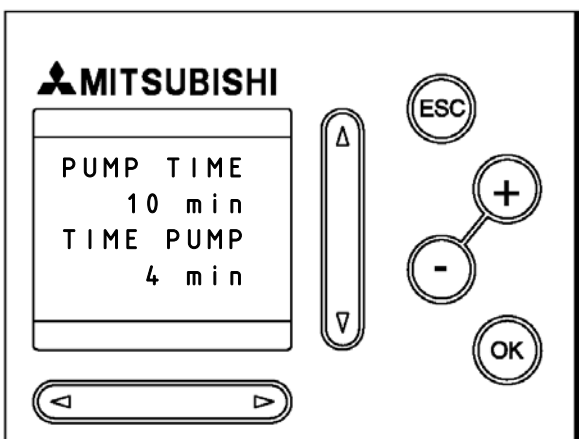
NORMAL RUNNING

During the pause time it is shown how much that has passed of the pause time.



In this example 11 minuter has passed of the pause time.

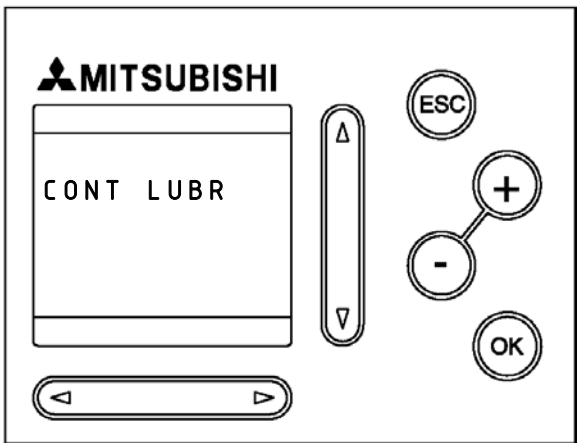
During the pump time it is shown how much that has passed of the pump time.



In this example 4 minuter has passed of the pump time.

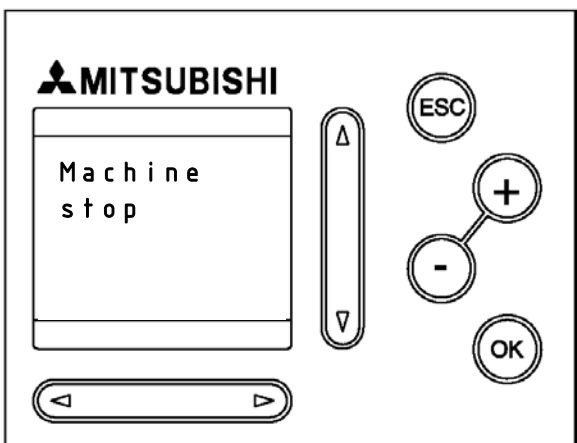
CONTINUOUS LUBRICATION

When the switch for type of running is in 1 position the pump runs continuously.



MACHINE INTERLOCKING.

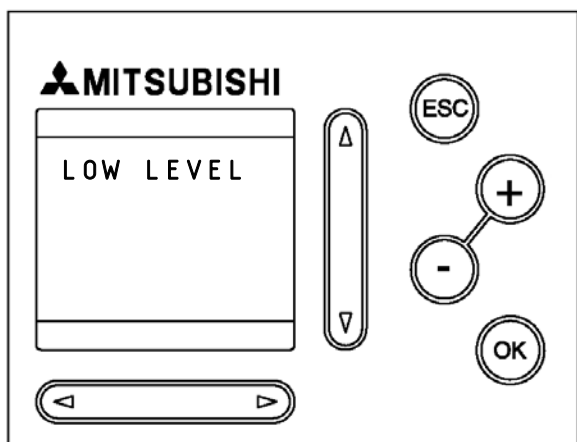
The control centre can be controlled by the lubricated machine, so called, machine interlocking.



When the contact for machine interlocking is being closed (the lubricated machine is stopped) the lubrication phase in progress, if any, is stopped as well as the time counting. At restart of the machine the lubrication phase and the time counting resumes.

ALARM

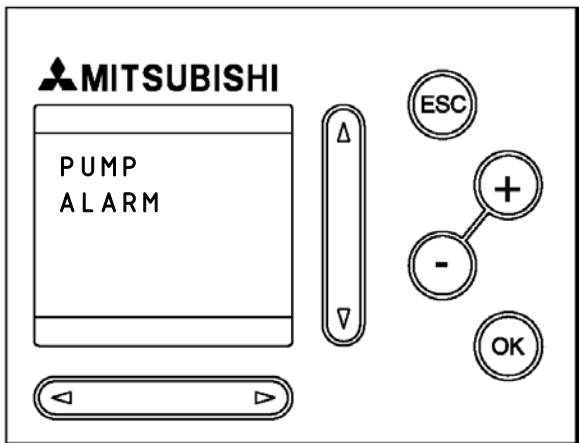
If the alarm level switch in the lubricant reservoir is triggered, a low level alarm is activated.



The system stops lubricating and the alarm contact closes.

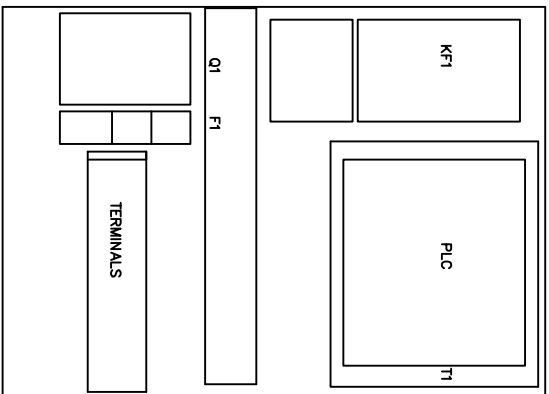
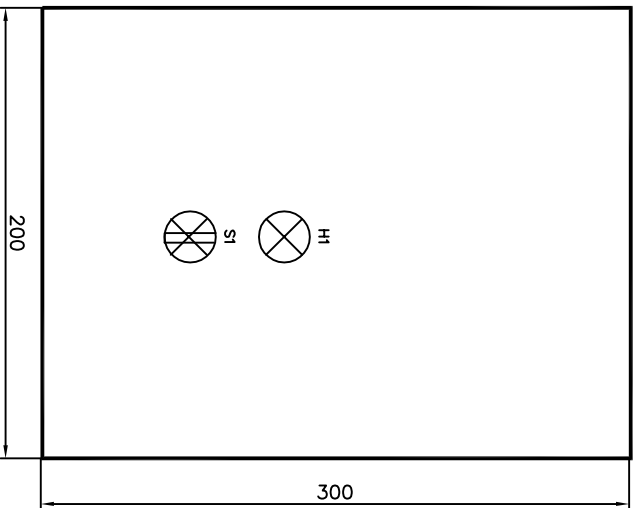
The alarm is deactivated when the reservoir has been replenished.

If the motor protection switch is triggered, a pump alarm is activated.



The system stops lubricating and the alarm contact closes.

The alarm is deactivated when the motor protection switch is reset.



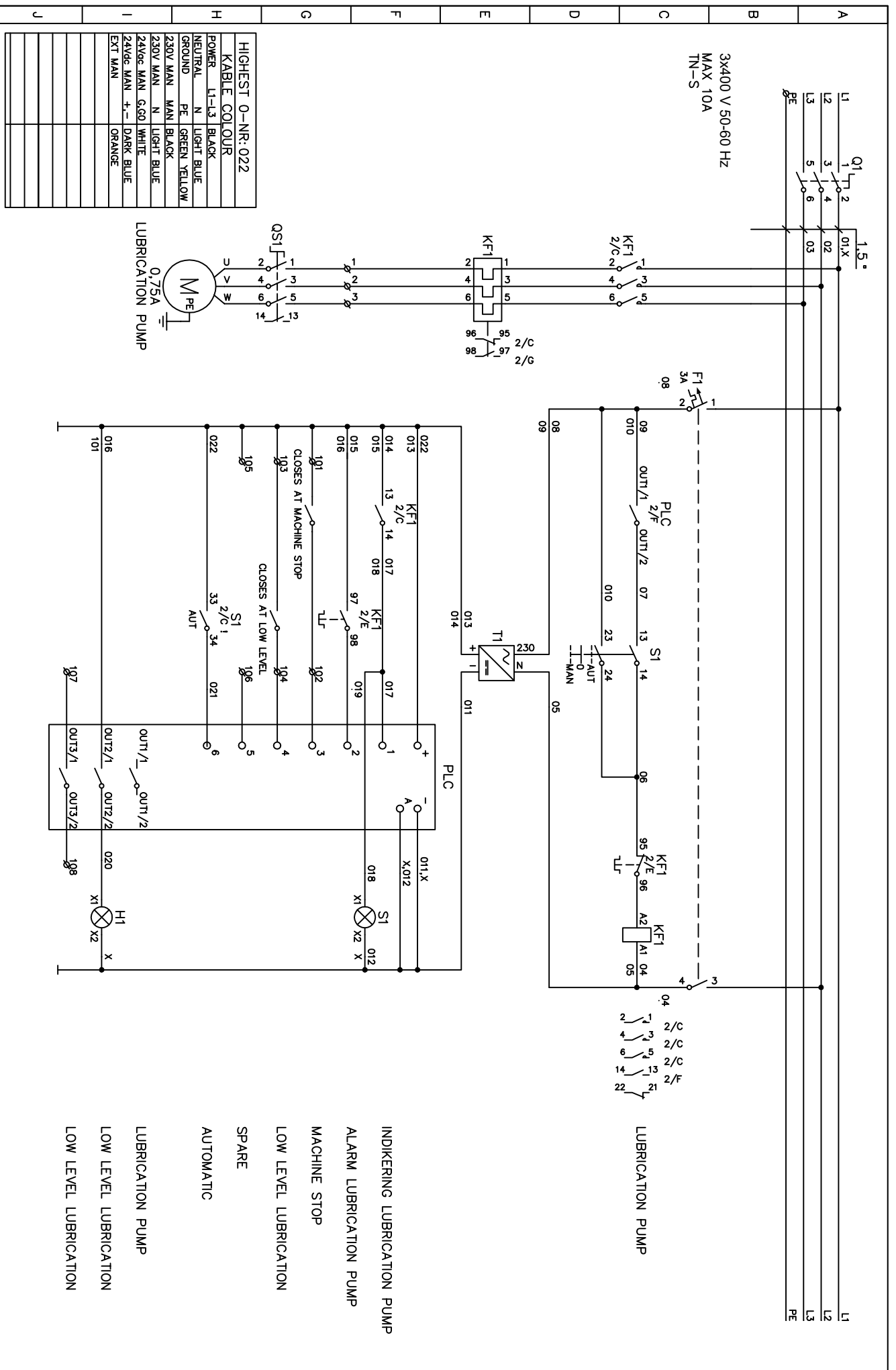
Nr.	Pos.	Name	Type	Data	Manufacture	Rev
1		CABINET	CAB PC3020 18T bygel + EKIV 23	200x300x180	FIBOX	
1	S1	LAMP SWITCH	ZB4-BK1353+ZB4-BW0B51+ZBE-101	24V YELLOW 3CL 3-POS	GRUPE SCHNEIDER	
1	H1	LAMP	ZB4-BVB4	24V RED	GRUPE SCHNEIDER	
1	KF1	CONTACTOR WITH TERMAL RELAY	LC1D09P7 + LRD05	0,63-1A	GRUPE SCHNEIDER	
1	F1	MCCB	243 33	2-POL C3A	GRUPE SCHNEIDER	
1	PLC	PLC	AL-10MR-D		MITSUBISHI	
1	T1	POWER SUPPLY	CMP 230 24	230/24V = 30VA	MEANWELL	
2	PE	TERMINAL	M4/6 PE		ENTRELEC	
3	1-3	TERMINAL	M4/6		ENTRELEC	
8	101-108	TERMINAL	M4/6		ENTRELEC	
1	Q1	MAIN SWITCH	KS 1.40		ENSTO	
2		CABLE INLET	SKINTOP ST16	22.5	AHSELL	
4		CABLE INLET	SKINTOP ST16	18.6	AHSELL	
			FI 9514			
			Konst J&A			
			Ritad J&A			
			Datum 060626			
	Ändring	Nr	Ändring			



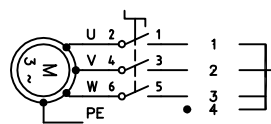
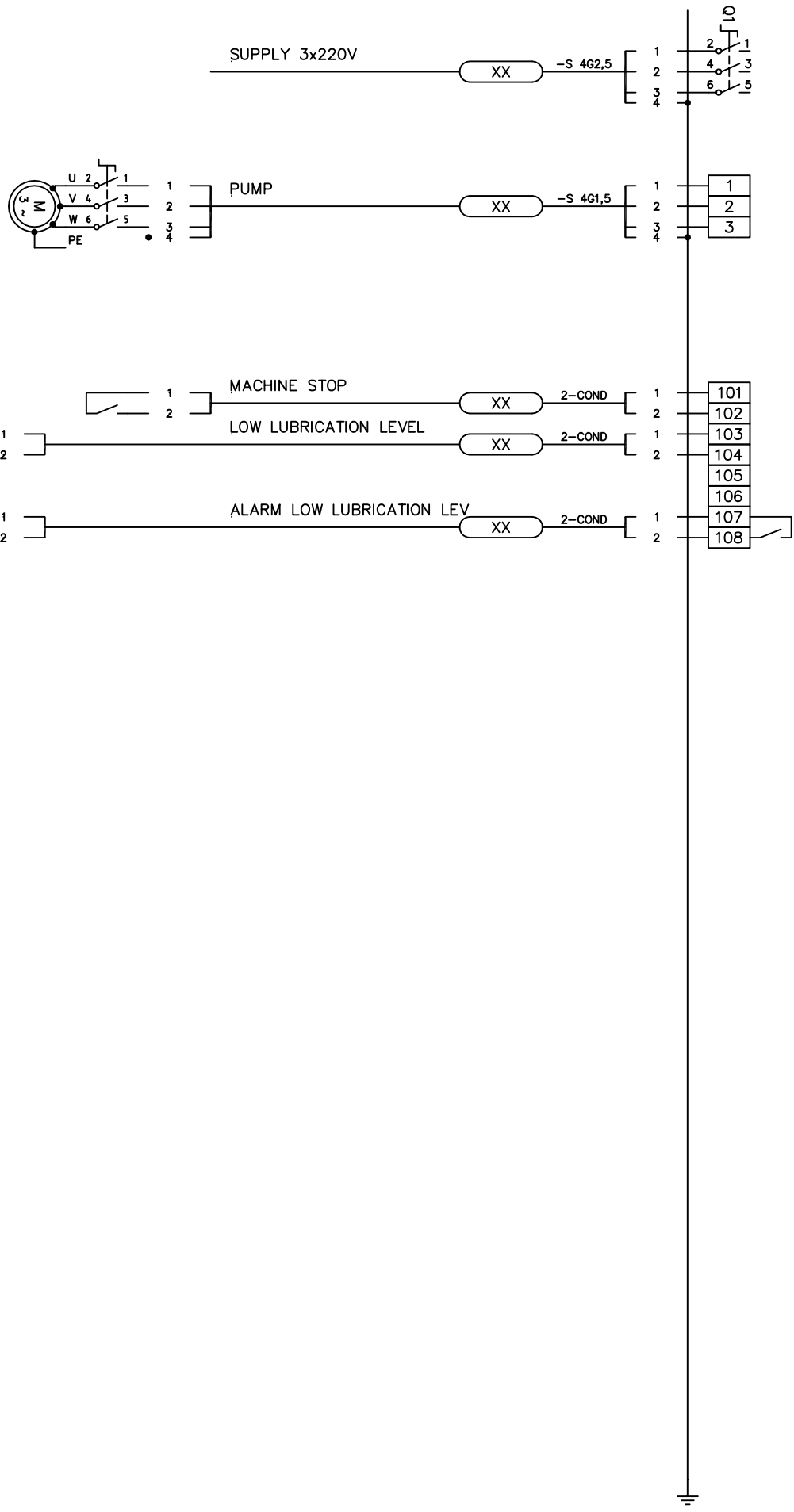
Automatic AB
 ATVIDABERG SWEDEN
 #46 (0)120-299 90

CCP ALPHA
 Control unit Lubrication pump
 Art.nr: 907179
 Layout/Parts list

Order nr 9514
 Ritn nr 9514-03
 Blod nr 1



Order nr	9514	Blad nr	2
Ritm nr			
9514-03			
CCP ALPHA	Control unit Lubrication pump		
Art.nr: 907179	Control diagram		
 ATEMATIC AB SWEDEN #46 (0)120-299 90			
FiL	9514	Konstr	J&A
		Ritad	J&A
Datum	060626		
Andring	Nr	Andring	Nr



Nr		Andring		Nr		Andring		Fil 9514		Konstr J.e.A		Ritad J.e.A		Datum 060626		Order nr 9514		Blad nr 3	
								Konstr J.e.A		Ritad J.e.A		Datum 060626		Order nr 9514		Blad nr 3			
								Konstr J.e.A		Ritad J.e.A		Datum 060626		Order nr 9514-03		Blad nr 3			
								Konstr J.e.A		Ritad J.e.A		Datum 060626		Order nr 9514-03		Blad nr 3			



CCP ALPHA
Control unit Lubrication pump
Art.nr: 907179
Connecting diagram